



XTREME PIVOT TABLE ONLINE COURSE

The Most Comprehensive Excel Pivot Table Course!



Now You Can Leverage The Most Powerful “Drag and Drop” Tool For Using Microsoft Excel To:

- **Quickly and Accurately Analyze Tons of Data With a Couple Clicks of a Mouse, Without Having to Memorize and Use Excel Formulas or Macros...**
- **Easily Create Professional Interactive Corporate Dashboards and Presentations That Update in Seconds Without Having to Update Complicated Formulas...**
- **Maximize Your Potential with Excel and Become the Go-To Person At the Office for Data Analysis, Organization, and Presentations...**
- **And MANY more benefits that you’ll discover by joining more than 14,000 people who have already taken our comprehensive video training course called Xtreme Pivot Tables.**

If you want to leverage the power of Microsoft Excel to take your career in a new direction, create professional looking data summaries that automatically update with “drag and drop” ease...

... or if you want the ability to impress your boss, co-workers and senior management who don’t know Excel’s true power... then read on.

While other people are stuck memorizing, creating, and re-creating hundreds of formulas and wasting hours of their time constantly reorganizing columns and rows ... you’ll race ahead of them.

You’ll be showing off your latest Excel creation by leveraging one simple but powerful tool: The Excel Pivot Table.

No matter if you are a Beginner or an Advanced user of Excel, you are sure to benefit from this course which goes through every single tool that is available in an Excel Pivot Table. The course is designed for Excel 2007, 2010, 2013 or 2016. There are 14 different chapters so you can work on your weaknesses and enhance your strengths. Each chapter was designed to improve your Excel skills with extra time saving Tips and real life business Case Studies.

In no time you will be able to analyze lots of data and tell a story in a quick and interactive way, learn how to build stunning Dashboards and get noticed by top management & prospective employers.

I’ve created this comprehensive online course that will show you everything you need to know to leverage every ounce of the incredible power of this tool. It’s called:

The Xtreme Pivot Table Course



John Michaloudis

Chief Inspirational Officer & Pivot Table Guru

John Michaloudis has taught over 25,000 students via his in depth **online courses**, has an **Excel blog** with free Excel tutorials which reaches over 45,000 subscribers and interviews leading Excel experts around the world to share their insights on his **Excel Podcast show** which gets 5,000 downloads per month! His goal is to pass on his Excel knowledge to over 1 million people by 2020!

Feel free to get in contact with me directly via email if you have any questions about this course, I am happy to hear from you any time:

john@myexcelonline.com

> The Xtreme Pivot Table Course



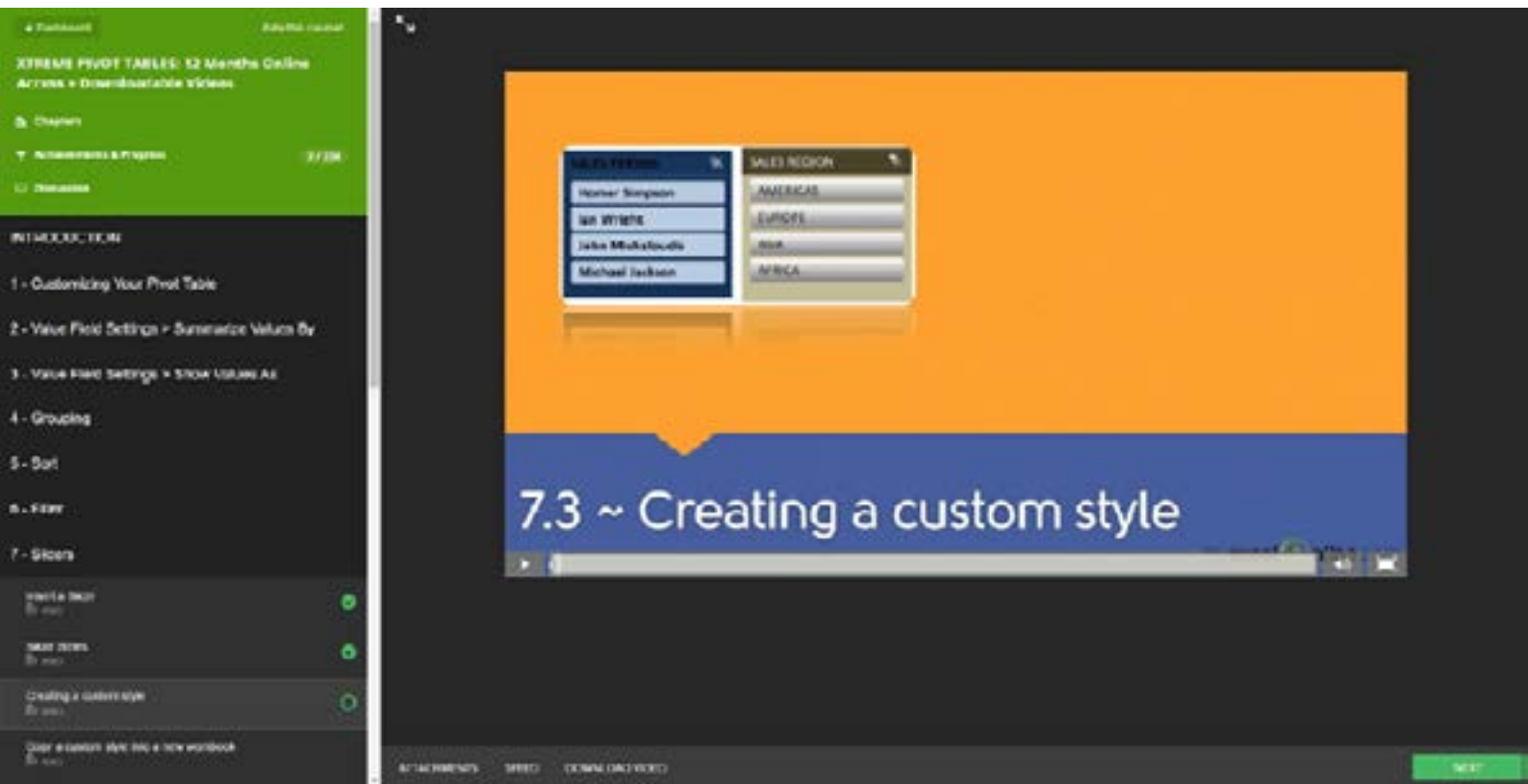
Here's what you'll get once you're inside the student area...

*Here is a quick overview summary of all the awesome features that you will receive for signing up to **The Xtreme Pivot Table Online Course**:*

- **Lifetime Online Access + Course Updates** so you can view at any time and are up to date with new Pivot Table features
- **14 chapters** ranging from Analysis, Slicers, Pivot Charts, Conditional Formatting & Macros with over 200 videos and 10+ hours of content
- **Downloadable Excel Workbooks** so you can follow along & practice or skip directly to the answers
- **Downloadable MP4 Videos** to keep on your desktop and view the course offline or when travelling
- **Certificate of Completion** to enrich your CV/Resume as well as add to your LinkedIn profile
30 Day Money Back Guarantee so you can view the course without any risk
- **7 x Limited Time Bonuses (\$1,193 in value)** which include, **Downloadable Webinar Replay Video, Dedicated Email Support, Power Pivot Intro Online Course, Power Query Intro Online Course, Power Pivot Excel e-book, Time Saving Resources and Course Discounts!**



Xtreme Pivot Tables is Delivered to you Inside a Cutting Edge, Easy to Navigate Learning Management System



Once you enroll in the course you immediately get access to our leading edge course management software. This way of delivering the training helps to make your learning more organized and keeps you focused.

Each video tutorial is around 3 minutes each, making it easier to focus on each concept that is taught. You can pause, rewind, speed up and rewatch the tutorials as many times as you like.

You'll be equipped with your own personal student dashboard, an achievements and progress tracker, viewed/remaining tutorials and course author discussions if you need any help.

You won't have to purchase anything additional to participate in the course, everything you need is provided!



> Downloadable & Interactive Excel Workbooks to Follow Along and Hone Your Skills

These workbooks are the same ones I work with in the video training.

You'll be able to follow me, step by step, and see first-hand how I use the various Pivot Table tips, tricks, and strategies to create professional reports.

Of course you'll also be able to download and keep all the Excel workbooks that are shown on each training video to your desktop or hard drive! You can take the workbooks with you anywhere, office, home or even while traveling.

You can follow along LIVE and practice the new tricks and tactics you'll discover, which will build your confidence when using Excel.

You'll also be able to keep and use them as a reference tool that you can go back to later and refresh your memory (hey, we never remember everything the first time we see it, right?).



Downloadable Videos

Online access is great but how about when you are unable to connect to the internet or don't have WiFi access?

Problem solved!

Download all the videos from this course to your computer so you can watch offline, in transit or whilst you are travelling.

The downloadable videos are in HD quality mp4 format and you can keep them on your hard driver & re-watch the tutorials whenever you want!



You'll Get Lifetime Online Access + Course Updates

When you enroll, you get LIFETIME online access, from anywhere in the world, home or office ... 24 hours a day, 7 days a week, 365 days a year, year after year...

New video tutorials will be updated annually so you are guaranteed to be up to date with any of Excel's new Pivot Table features.

These are High Definition quality videos viewable from your PC, Laptop, Tablet or mobile phone.

These tutorials are available to watch at your own pace, so you can get maximum value out of them.



> Certificate Of Course Completion

Once you complete the Xtreme Pivot Tables course, you will receive a 'Certificate of Completion' that you can print, frame, and use to enrich your resume/CV.

This Certificate is also available to put within your LinkedIn profile & achievements section for other professionals to see!



30 Day Risk-Free, Full-Confidence Money Back GUARANTEE!

I wouldn't dream of letting you enroll in this course without taking all of the risk out of your purchase decision.

I am so confident that you will get lots of value from this course that you can take it for the full 30 days, study it and apply it to your work to see the results.

If you're not 100% satisfied, I am more than happy to refund the full purchase amount, even if it's midnight on the 30th day!

So give the course a good go, watch all the videos, download the workbooks and ask me any questions during 30 days!

If you don't feel you'll be able to master the craft of using Excel Pivot Tables to accomplish your objectives, then contact us and we will refund you your money, no questions asked and no hard feelings as that is our motto with all of the training courses that we offer!

You literally have nothing to lose. Fair enough?

> Limited Time Free Bonuses!

Course Bonus #1 | **\$490 Value** 12 Months of Dedicated Pro-Level Email Support

While you're discovering the treasure trove of Pivot Table secrets in The Xtreme Pivot Table Online Course, you're bound to come up with specific questions that need an answer.



- ✔ Receive dedicated personal email support **DURING THE FIRST 12 MONTHS!**
- ✔ Get fast expert-level help whenever you get stuck or need an issue resolved by Pivot Table guru - John Michaloudis
- ✔ Interact with John via the "Discussions" area inside the course online system

Received continued support after the 12 months is over

> Course Bonus #2 | **\$197 Value** 25% Lifetime Discount on Any MyExcelOnline.com Courses


When you complete your paid enrolment today, you'll join the thousands of other lucky students who enjoy a 25% lifetime discount on all future courses from MyExcelOnline.com.



- ✔ Get 25% off any current MyExcelOnline courses
- ✔ New courses are added each year so your 25% discount is extended to any future courses when they are released.
- ✔ Benefit by learning new Excel features whilst saving money at the same time!

> Course Bonus #3 | **\$25 Value** Downloadable Power Pivot & Power BI e-Book

Receive this awesome Excel e-book that will expand on your Excel Pivot Table skills & introduce you to an analytical super world!



- ✔ **Power Pivot & Power BI 2nd Edition:** This book, printed in full-gorgeous color, gives you an overview of Power Pivot, Power BI and Power Query, and then dives into DAX formulas, the core capability of Power Pivot. A must have for any Excel user!

> Course Bonus #4 | **\$90 Value** 3 x Excel Time Saving Resources

Receive the following 3 bonus gifts that will save you time whilst you are enjoying The Xtreme Pivot Table Online Course!



- ✔ #1 ~ **EXPERT PIVOT TABLE CHEAT SHEET:**
This bonus sheet includes 17 of the top Pivot Table features that you can stick on your desk & refer to it, in case you ever get stuck.
- ✔ #2 ~ **TUTORIAL PROGRESS WORKBOOK TRACKER:**
We've included a FREE bonus workbook that indexes all the 200+ course tutorials. With this interactive Excel workbook tracker, you can track your progress offline, check off & rate each tutorial once viewed and take notes!
- ✔ #3 ~ **TOP 20 TIME SAVING KEYBOARD SHORTCUTS:**
There are a number of keyboard shortcuts that can save you time when using Excel. We've rounded up the top 20 shortcuts and created an animated gif that you sit back and watch live from your web browser. These will help save you heaps of time!

> Course Bonus #5 | **\$197 Value** Pivot Table Webinar Replay


Get access to the Pivot Table webinar recording which shows you the must know features in order to start using Pivot Tables with CONFIDENCE!



- ✔ Lifetime Online Access
- ✔ Downloadable Webinar Workbook in Start & Finished mode to practice
- ✔ Downloadable HD Video to watch offline

> Course Bonus #6 | **\$ 97 Value** Intro to Power Query Online Course

Get access to this 1 Hour Power Query online course which shows you the must know features in order to start using Power Query with CONFIDENCE!



- ✔ Clean, consolidate and automate disparate data with the press of a few buttons & further your analysis with Pivot Tables
- ✔ Lifetime Online Access
- ✔ Downloadable Workbooks to practice
- ✔ Downloadable HD Video tutorials

> Course Bonus #7 | **\$ 97 Value** Intro to Power Pivot Online Course

Get access to this 1 Hour Power Pivot online course which shows you the must know features to start using Power Pivot with CONFIDENCE!



- ✔ **Combine various tables & data with ease and use your Pivot Table to analyze like a pro!**
- ✔ **Learn How to Create Relationships, Add Measures, DAX Formulas & more...**
- ✔ **Lifetime Online Access**
- ✔ **Downloadable Workbooks to practice**
- ✔ **Downloadable HD Video tutorials**



How Much Does It Cost?

Right now I'm offering LIFETIME online access to The Xtreme Pivot Table Course for USD \$297.

Online training is high in demand in the current corporate environment as it allows you to receive training at a much lower price as compared to the traditional live in-person seminars.

These seminars would usually cost you more than \$2,000, not to mention the additional travel costs to and from, cold conference rooms and distractions from students who are on a different learning level than you.

Let me ask you. How much of the content would you retain from these live seminars?

The Xtreme Pivot Table Course

USD \$297



Pivot Table Webinar

- Lifetime Online Access
- Downloadable Videos
- Downloadable Excel Workbooks
- 12 Months Personal Support
- 30 Day Money Back Guarantee!
- Certificate of Complet
- Bonuses mentioned above

Live Training Seminars

\$2000+



- Extra Travel Costs
- Uncomfortable Conference Rooms
- Divided attention
- Distractions from participants
- Rigid Schedule
- 1-2 Day Access

Study reveals that you are 90% more likely to retain what you learn from online training v live seminars as you are more likely to:

- Ask more questions as you don't feel like sounding stupid in front of a large crowd;
- Learn at your own pace depending on your Excel level and not someone else's level;
- Have less distractions as you can watch the tutorials from any device and any place, including the comfort of you home;
- Practice what you learn straight away using the downloadable workbook or applying what you learn to your real life work files;



This Is A Limited Offer So Get Access To This Course & Bonuses Now Before It's Over

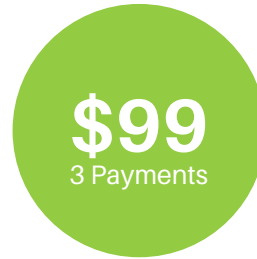
\$297 ONE TIME PAYMENT



Lifetime Online Access + Course Updates
14 Pivot Table Chapters
10+ Hours of Tutorials
200+ Downloadable Videos
200+ Downloadable Excel Workbooks
12 Months Personal Support
Certificate of Completion
BONUSES Mentioned Above
30 Day 100% Money Back Guarantee!

ENROLL NOW!

3 MONTHLY PAYMENTS OF \$99 EACH



Lifetime Online Access + Course Updates
14 Pivot Table Chapters
10+ Hours of Tutorials
200+ Downloadable Videos
200+ Downloadable Excel Workbooks
12 Months Personal Support
Certificate of Completion
BONUSES Mentioned Above
30 Day 100% Money Back Guarantee!

ENROLL NOW!

You are protected by our 30-day money back Guarantee!





Frequently Asked Questions.

Who should take this course?

- New users, beginners, intermediates and advanced Excel users. Anyone who wants to use Excel to create more than just “columns and rows.”
- Professionals working in the corporate world or government sectors who want to leverage Excel for increased productivity, accurate data management and more.
- People who want to change career and apply for a new job.
- Small business owners who want an easy way to manage their business finances, accounting reports, and other documents.
- People who work with large volumes of data and want to quickly sift through, analyze, and chart the data in a professional way.
- People who prepare reports that require constant updating with new data on a daily/weekly/monthly basis.
- Import data into Excel from an external source e.g. ERP System like Oracle, SAP, PeopleSoft, company database, Access, Web etc...and need to quickly & accurately analyze that data and extract valuable information

What version of Excel do I need?

This course was recorded using Excel 2010 but all the concepts taught are compatible with:

- Excel for Windows: 2003*, 2007*, 2010, 2013, 2016
- Excel for Mac: 2011*, 2016

* *Slicers and some Pivot table calculations are not available in these versions*

Can I Get CPE Credits for this course?

Yes you can!

- The Xtreme Pivot Table course qualifies for 16 CPE Credits (NASBA Approved) and this is available via my Excel partner's website - Jeff Lenning at ExcelUniversity.com.

Click on [this link](#) to get access to this CPE course!

What am I going to get from this online course?

- Over 200 short video tutorials which amount to almost 10 hours of Excel-specific training and accessible online **FOREVER!** (Plus all of the items described above)
- You will be able to easily analyze lots of data, tell a story in a quick and interactive way, and learn how to build stunning Dashboards while getting noticed by top management and prospective employers. (Plus MUCH more...!!!)
- Increase your Excel skills dramatically, which will make you stand out from your peers and allow you to grab fresh new opportunities.

What payment methods do you accept

- We accept all major credit cards like Visa, MasterCard, American Express, Discover etc as well as PayPal
- The course fees are shown in USD.
- Get in contact with us if you want to pay via bank transfer or check at courses@myexcelonline.com
- If you need a Tax Invoice for your records, then this can be emailed to you.
- We are happy to complete any paperwork your company or government may require

Can I purchase the course for a large number of staff?

Absolutely!

Please contact us to discuss our specialized options for multi-user discounted pricing at: john@myexcelonline.com. We can also provide the course to integrate into your company's own Learning Management System.



Now, let's hear what some of my students have said about this course...



Onias Chikwata

Finance Assistant



Short, precise, clear and easy to understand videos that includes every aspect of pivot table. When I was 50% complete with the course my boss started recognizing my Excel skills. I started volunteering to do complex reconciliations, analysing large data sets and solving colleagues' problems. I am now regarded as the Excel guru at the UNDP compound in Zimbabwe.

Recently I was selected from a group of 8 finance team as the acting Finance Associate. I am now the person responsible for reviewing, formatting and designing all the reports before they are sent outside. The course has taken my Excel skills to another level. My confidence has increased significantly!



Don Hollerbach


Accountant



I have been a CPA for a long time and do a lot of forensic work as well as other types of analysis work. Without a doubt, this course has been the best training I have ever received and for several very important reasons:

1. It dissects a very daunting concept of pivoting data and serves it in pieces that are easily digestible and reasonable so that the concept sticks.
2. The presentation is very well done with a pace that makes learning this tool pleasurable.
3. The student learns the subject matter at depth with a focus on the applicability to our particular profession.

All I can say is well done.....bravo.....standing ovation. I will be enrolling other staff members at my firm in this course because it is a tool that will reap great rewards :)



Thai Luu

Business System Analyst



This is one of the most comprehensive Excel courses I've been on. Great exercises that go through step by step and easy to follow. Recommended to any Excel learners wanting to advance their skill.

Great course!
Learned a lot and had fun doing it.
Skills I've learned will be invaluable to current and future roles!



Stephanie Sedivy

Channel Operations Manager





Michael McCurley

Credit & Collectiona
Manager



This course rocks, period. I have a lot of experience with excel (even back to Lotus123) big macro VBA enthusiast, but I had not truly gotten my feet wet with pivot tables. This course was great!

I bought the downloadable version and put it on my laptop to be able to watch the videos anytime, anywhere. Worked very well for me. Within the first two weeks after starting the course, I put together three sets of reports using Slicers and Pivot Charts.

Management was Very impressed! Once you know the features, and John explains them very well, they are almost slam dunk. This will take your Excel skills to the next level.



Michelle Gravett

Finance



Your Excel Pivot Table course is easy to understand and I found that by downloading your example spreadsheets and using them as I followed the videos made it easier for me to know how to use the Pivot Table features.

I was not aware of all the things one can do with Excel Pivot Tables until I did this course.

A coworker of mine asked me to help her group information in a spreadsheet that she does on a monthly basis. She told me it used to take her hours to Group the information together, as she had to do it manually.

I showed her how to Group the information using a Pivot Table. It takes minutes to do this. My co-worker was so happy I showed her how to do this. Now she wants me to teach her the skills I acquired from your course!



Grace Cha

Vice President



Loved this course! It is broken down into easy to absorb materials and teaches you step by step so you can follow along and learn the material. It is like having a private tutor that you can access at your convenience.

Highly recommend this course to anyone who is interested in learning Excel!



David Somers

CPA



Through the years, I have taken Pivot Table course and read books on the topic. This web-based course is the most comprehensive I've experienced. John shows every screen and key stroke associated with the procedure or topic under discussion.

The organization of the course with its table of contents allows the course to be a reference guide. This is a fantastic course with a great instructor.



Peter Collins
Assistant Director



I have heard of the benefits of pivot tables from my colleagues in the financial world for many years, but only dabbled with them :)

I am blown away by the savings in time and space and how much more manageable my data has become. This course allowed me to reduce a 110 worksheet program tracking spreadsheet taking up some 25Mb to a sleek 3Mb spreadsheet of 33 pages. AND my colleagues can now understand how the spreadsheet works!

I can now do my end of month reporting in 1/2 a day instead of 2 days. A damn fine investment. Thanks John for developing such a great course!



Olwyn Bourne
Sales Team leader



This course made a difference to my job after only a few modules. Even though I was self-taught I still thought I was very good. It didn't take me long into this course to realise how many functions within excel I was not aware off. Reports I had previously spent 4 hours creating now take me minutes (seriously). I would recommend this course to anyone who works in Excel. The price is so reasonable. After only 2 weeks progress I was presenting more impressive reports, as a result, without hesitation my employer offered to reimburse the course fee.



FREE Excel Sample videos: Xtreme Pivot Table Online Course

And to further help you with your enrollment decision, please sample these FREE training Videos and Workbooks taken directly from the Xtreme PivotTable online course itself...



9.21 BUSINESS CASE STUDY
Pivot Table Slicer & Chart
Dashboard

[Download workbook](#)



DIFFERENT PIVOT TABLE VIEWS
MACRO

[Download workbook](#)



CREATE MULTIPLE
SUBTOTALS

[Download workbook](#)



CONTROL CONDITIONAL
FORMATTING WITH SLICERS

[Download workbook](#)

Workbook Download Instructions: Right click the Excel Workbooks link with your mouse and choose 'Save as', 'Save target as' or 'Save link as.' These are ZIP files that contain the workbook.



Look, if you are really serious about...

...Getting better at Excel and analyzing lots of data with the press of a couple of mouse clicks...

...Saving hours each day, days each week and weeks each year...

...Create interactive Excel Dashboards without having to memorize Formulas or write VBA Macro code...

...If you want to improve your professional development to achieve greater opportunities like promotions, a higher salary and knowledge that you can take to another job...

...All whilst impressing your boss and standing out from your colleagues and peers...

THEN THIS COURSE IS FOR YOU!

Now you have the opportunity to join over 14,000 people who have taken this course and enhanced their Excel & Pivot Table skills!

To enroll, click the BUY NOW button below (risk-free for 30 days or your money back)...

...Because every hour you delay only delays your personal and professional progress...



This Is A Limited Offer So Get Access To This Course & Bonuses Now Before It's Over

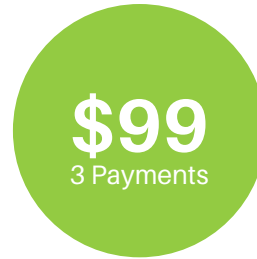
\$297 ONE TIME PAYMENT



Lifetime Online Access + Course Updates
14 Pivot Table Chapters
10+ Hours of Tutorials
200+ Downloadable Videos
200+ Downloadable Excel Workbooks
12 Months Personal Support
Certificate of Completion
BONUSES Mentioned Above
30 Day 100% Money Back Guarantee!

ENROLL NOW!

3 MONTHLY PAYMENTS OF \$99 EACH



Lifetime Online Access + Course Updates
14 Pivot Table Chapters
10+ Hours of Tutorials
200+ Downloadable Videos
200+ Downloadable Excel Workbooks
12 Months Personal Support
Certificate of Completion
BONUSES Mentioned Above
30 Day 100% Money Back Guarantee!

ENROLL NOW!

You are protected by our 30-day money back Guarantee!





Course Curriculum

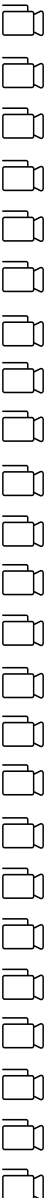
INTRODUCTION























- Welcome message from John Michaloudis!
- MyExcelOnline Resources
- Downloadable Excel Workbooks
- Course Progress Tracker Workbook
- Terms & Conditions - Video Sharing Limitations
















1 - Customizing Your Pivot Table

- Tabular Format
- No Gaps
- Formatting
- Tables
- Clean Your Data Set
- Inserting a Pivot Table
- Field List - Activate, move, resize & layout
- Field List & Areas
- Drill down to audit
- Sort Field List from A to Z
- Double click on any labels to show more Fields
- Defer Layout Update
- Pivot cache explained
- Refresh
- Refresh All
- Refresh External Data
- Import from Access database
- Change Data Source
- Clear Filters & Clear Pivot
- Select & Format
- Move a Pivot Table
- Pivot Table Styles
- Customizing a Pivot Table Style
- Use a customised style in another workbook



Subtotals	
Grand Totals	
Report Layouts	
Blank Rows	
Show the Classic Pivot Table Layout	
Expand & Collapse buttons	
Move & Remove Fields and Items	
Show/Hide Field List	
Show/Hide Field Headers	
Change Count of to Sum of	
Number formatting	
Field name formatting	
Predetermined number formatting	
Change Sum views in Label areas	
Indent rows in compact layout	
Change the layout of a report filter	
Format error values	
Format empty cells	
Keep column widths upon refresh	
Automatic Refresh a Pivot Table	
Printing a pivot table on two pages	
Show report filter on multiple pages	


















2 - Value Field Settings > Summarize Values By

Create multiple subtotals	
Count	
Average	
Maximum	
Minimum	
Product	
Count Numbers	
Std Dev	
Varp	
Show various Grand Totals	
Shortcuts to Field & Value Field Settings	
See all pivot items	
Show a unique count	

3 - Value Field Settings > Show Values As

% of Grand Total	
% of Column Total	
% of Row Total	
% Of	
% of Parent Row Total	
% of Parent Column Total	
% of Parent Total	
Difference From	
% Difference From	
Running Total in	
% Running Total in	
Rank Smallest to Largest	
Rank Largest to Smallest	
Index	
Shortcuts to Show Values As	
ACCOUNTING: % of Revenue Margins	
FINANCIAL: Actual v Plan Variance Report	

4 - Grouping

Group by Date	
Group by Months	
Group by Quarters & Years	
Group by Sales ranges	
Group by Text fields	
Group by Time	
Shortcuts to Grouping	
Grouping by Half Years	
Group by a Date that starts on a Monday	
Grouping by a custom date	
Group by fiscal years & quarters	
Errors when grouping by dates	
Group two pivot tables independently	
Fixing the problem of counting grouped sales	
Display dates that have no data	
ACCOUNTING: Quarterly Comparative Report	
FINANCIAL: Min & Max Bank Balance	

5 - Sort

Sorting by Largest or Smallest
Sort an Item Row (Left to Right)
Sort manually (drag, wire, right click)
Sort using a Custom List
Override a Custom List sort
Sort row from A-Z and sales from Z-A
Sort new items added to your data source
Clear a sort
Sort Largest to Smallest Grand Totals
















6 - Filter

















Filter by Dates
Filter by Labels - Text
Filter by Labels - Numerical Text
Filter by Values
Filter by Values - Top or Bottom 10 Items
Filter by Values - Top or Bottom %
Filter by Values - Top or Bottom Sum
Filter by Report Filter
Shortcuts to filters
Keep or hide selected items
Filter by Text wildcards * and ?
Filter by multiple fields
Apply multiple filters
Filter by multiple values
Include new items in manual filter
Clear filters with one click
Add a filter for the column items
ACCOUNTING: Top 5 Expenses report
FINANCIAL: Top 25% of Channel Partners
























7 - Slicers

Insert a Slicer	
Slicer Styles	
Creating a custom style	
Copy a custom style into a new workbook	
Slicer Settings	
Slicer Size & Properties	
Slicer Connections for multiple pivot tables	
Different ways to filter a Slicer	
Use one slicer for two pivot tables	
Lock the workbook but not the slicer	
Interactive employee photos with Slicers! FUN!	
ACCOUNTING: Select a Monthly P&L report with a Slicer	
FINANCIAL: Base, Best & Worst case Forecast	












8 - Calculated Fields & Items

Creating a Calculated Field	
Use an existing Calculated Field in a new calculation	
Editing a Calculated Field	
Excel formulas & Calculated Fields	
Creating a Calculated Item	
Use an existing Calculated Item in a new calculation	
Editing a Calculated Item	
Excel formulas & Calculated Items	
Calculated Item on Column Labels	
Shortcoming of Calculated Items	
Solve Order for Calculated Items	
List Calculated Field & Item formulas	
Remove a Calculated Field Temporarily	
Order of operations	
ACCOUNTING: Creating a P&L Pivot Table Report	
FINANCIAL: Actuals v Plan with Calculated Fields	

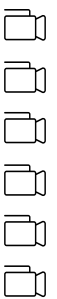
9 - Pivot Charts

Insert a Pivot Chart	
Insert a Slicer with a Pivot Chart	
Pivot Chart Designs	
Pivot Chart Layouts	
Pivot Chart Formats	
Limitations of Pivot Charts & workarounds	
Saving a Pivot Chart template	
Shortcuts to formatting a Pivot Chart	
Link chart title to a pivot cell	
Copying a second chart	
Put a chart on a separate page with F11	
Insert Pivot Chart straight from the data source	
Paste Pivot Chart to your email as a picture	
Paste Pivot Chart to PowerPoint & Make live updates	
Printing a Pivot Chart	
Include a Sparkline with your pivot table	
Charts Do's & Don'ts	
Change Chart Type with Slicers! FUN!!!	
Workaround to creating an interactive Scatter graph	
ACCOUNTING: P&L Pivot Table report with Graphs	
FINANCIAL: Pivot Table Slicer & Chart Dashboard	

10 - Conditional Formatting Pivot Tables

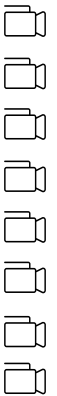
Intro to Conditional Formatting	
Highlight Cell Rules based on values	
Highlight Cell Rules based on text labels	
Highlight Cell Rules based on date labels	
Top & Bottom Rules	
Data Bars, Color Scales & Icon Sets	
Format only cells that contain - For Bonuses	
Format only Top or Bottom ranked values - Top 3 sales per year	
Format values that are above or below the average - For Promotion	
Use a formula to determine which cells to format	
Use selected cells to format multiple fields	

All cells showing values to format multiple fields
Control Conditional Formatting with Slicers
Show text in the Pivot Table Values area
Cond Format blank cells or cells
ACCOUNTING: Accounts Receivable Ageing Report Matrix
FINANCIAL: Conditionally Format your sales results



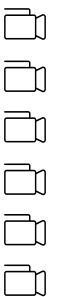
11 - GETPIVOTDATA Formula

Intro to GETPIVOTDATA
Create a custom report with GETPIVOTDATA
Reference Dates with GETPIVOTDATA
Data validation with GETPIVOTDATA
Shortfalls of GETPIVOTDATA
Grand Totals to the left of the pivot table
ACCOUNTING: Live forecasting with GETPIVOTDATA
FINANCIAL: Channel Analysis with GETPIVOTDATA



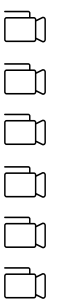
12 - Macros

Adding the Developer tab & disabling macros
Record a simple macro to Refresh a pivot table
Date filter macro
Different pivot table views macro
Top 10 macro
Add macro to quick access toolbar



13 - Data Management

Reducing file memory by copying existing pivot table
Reducing file memory by deleting the data source
Reducing file memory by saving file as Excel Binary Workbook
Reducing file memory by keeping data source in MS Access
Compatibility Issues with Excel 2007 and Excel 2010
Sharing a Pivot Table via OneDrive



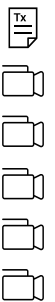
14 - Bonus Videos

Pivot Table Webinar Replay
Sales Forecasting with Calculated Fields
Consolidate with a Pivot Table
Frequency distribution with a Pivot Table
Break Even Model
Several slicer custom styles for you to use
Interactive Balance Sheet Pivot Table
Monthly Sales Manager Performance Report
Reconciling customer payments



15 - New Excel 2013 Pivot Table Features

Workbooks
Cosmetic changes in the PivotTable Tools Ribbon Menu
Recommended Pivot Tables
Distinct Count
Timeline Slicers
Data Model



16 - New Excel 2016 Pivot Table Features

Group Periods
Multi-Select Slicer items
Pivot Chart - Expand and Collapse fields
3D Maps



Pivot Table Add-Ins

PivotPal Add-In by Jon Acampora
PivotPal Add-In LINK
Pivot Power Add-In to make you more efficient
Pivot Power Add-In LINK



COURSE BONUS #1: 12 Months of Dedicated Pro-Level Email Support

12 Months of Dedicated Pro-Level Email Support



COURSE BONUS #2: 25% Lifetime Discount on Any MyExcelOnline.com Courses

25% Discount Coupon



COURSE BONUS #3: Power Pivot & Power BI Downloadable E-Book

E-Book Download Guide

Power Pivot & Power BI - 2nd Edition



COURSE BONUS #4: Excel Time Saving Resources

Expert Pivot Table Cheat Sheet

Tutorial Progress Excel Workbook Tracker

Top 20 Excel Shortcuts

BONUS MATERIAL: My Top 20 Formulas



COURSE BONUS #5: Pivot Table Webinar Replay

DOWNLOADABLE WORKBOOKS

Pivot Table Webinar Replay



COURSE BONUS #6: Intro to Power Query (Get & Transform) Online Course

Intro to Power Query (Get & Transform) Online Course Access



COURSE BONUS #7: Intro to Power Pivot Online Course

Intro to Power Pivot Online Course Access





my**excel**  **online.com**
stand out from the crowd

